LEAD CRYSTAL® BATTERIES

6-CNFJ-7.2
12V/7.2Ah

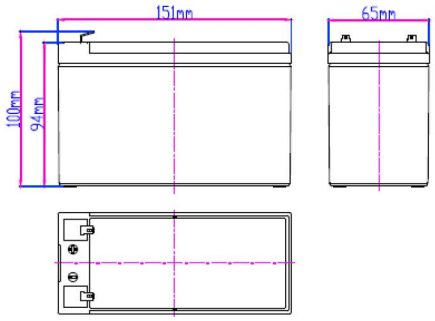

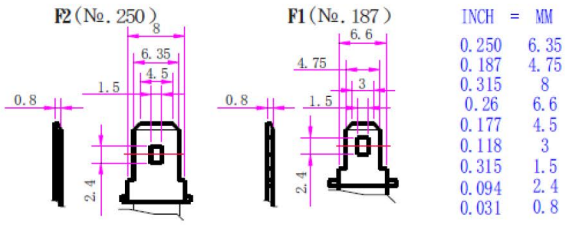

Specification		
Nominal Voltage	12V	
Rated Capacity (10 hour rate)	7.2AH	
Dimension	Total Height (Top of terminals)	100mm (3.94 inches)
	Height	94mm (3.7 inches)
	Length	151mm (5.94 inches)
	Width	65mm (2.56 inches)
Weight	Approx. 2.3kg (5.1 lbs)	
Capacity (20°C)	120 hour rate(70mA)	8.4AH
	20 hour rate(390mA)	7.8AH
	10 hour rate(720mA)	7.2AH
Internal Resistance	Fully charged Battery (20°C)	30mΩ
Self-Discharge (20°C)	Capacity after 3 month storage	95%
	Capacity after 6 month storage	85%
	Capacity after 12 month storage	80%
Max Discharge Current (20°C)	72A(5S)	
Terminal	Standard	F1
	Optional	F2
Charging (Constant Voltage)	Cycle	Initial Charging Current 2.2A or smaller 14.4V～14.8V/ (20°C)
	Float	13.5V～13.8V/ (20°C)

Discharge current and end voltage	
Discharge current (A)	End voltage (V)
0.05C or below or Intermittent discharge	11.4
0.05C of current close to it	11.1
0.1C of current close to it	10.8
0.2C of current close to it	10.5
From 0.2C to 0.5C	10.2
From 0.5C to 1C	9.6
From 1C to 3C	9.0
Current in excess of 3C	7.8

Betta Batteries 12V Battery Temperature compensation guide		
	Charging (Constant Voltage)	
Temp	Cycle	Float
20°C - 30°C	14.4V – 14.8V	13.5V – 13.8V
31°C - 40°C	14.25V – 14.65V	13.35V – 13.65V
41°C - 45°C	14.1V – 14.5V	13.2V – 13.5V

Constant Current Discharge Characteristics: Units Amperes (20℃)															
End voltage per cell	5min	15min	30min	45min	1h	2h	3h	4h	5h	6h	8h	10h	12h	20h	24h
1.60V	24.00	12.41	8.18	6.52	4.87	3.00	2.18	1.70	1.44	1.24	0.94	0.76	0.64	0.40	0.33
1.67V	23.58	12.20	8.04	6.42	4.79	2.87	2.07	1.68	1.37	1.22	0.92	0.74	0.64	0.40	0.33
1.70V	23.16	12.00	7.90	6.32	4.71	2.82	2.03	1.66	1.36	1.22	0.91	0.73	0.64	0.40	0.33
1.75V	22.75	11.79	7.76	6.22	4.63	2.71	1.97	1.62	1.32	1.19	0.90	0.73	0.63	0.40	0.33
1.80V	21.92	11.37	7.48	6.02	4.47	2.62	1.94	1.59	1.29	1.16	0.88	0.72	0.62	0.40	0.33
1.83V	21.42	10.96	7.20	5.82	4.20	2.51	1.87	1.53	1.23	1.12	0.85	0.70	0.60	0.39	0.32
1.85V	20.90	10.54	6.92	5.61	4.04	2.40	1.80	1.47	1.18	1.08	0.82	0.68	0.58	0.39	0.31

Discharge Data with Constant Power Units: Watts per cell (20℃)															
End voltage per cell	5min	15min	30min	45min	1h	2h	3h	4h	5h	6h	8h	10h	12h	20h	24h
1.60V	48.11	27.91	17.10	11.69	9.39	5.73	4.18	3.25	2.76	2.43	1.84	1.50	1.25	0.78	0.65
1.67V	46.02	26.51	16.35	11.56	9.31	5.55	4.08	3.23	2.68	2.40	1.80	1.46	1.25	0.78	0.65
1.70V	43.91	25.11	15.58	11.41	9.22	5.41	3.91	3.21	2.63	2.38	1.79	1.45	1.25	0.78	0.65
1.75V	38.34	23.71	14.50	11.27	9.09	5.23	3.82	3.16	2.56	2.35	1.76	1.43	1.25	0.78	0.65
1.80V	34.20	22.41	12.50	11.12	8.94	5.05	3.77	3.10	2.50	2.31	1.73	1.42	1.22	0.77	0.65
1.83V	32.13	21.51	11.81	10.96	8.83	4.87	3.64	3.00	2.41	2.25	1.67	1.38	1.19	0.77	0.63
1.85V	30.04	20.61	11.10	10.71	8.72	4.68	3.51	2.89	2.32	2.18	1.61	1.35	1.16	0.76	0.62

LEAD CRYSTAL® BATTERIES

6-CNFJ-7.2
12V/7.2Ah

RAYMENT AUTOMATION

Charge characteristics (20℃)

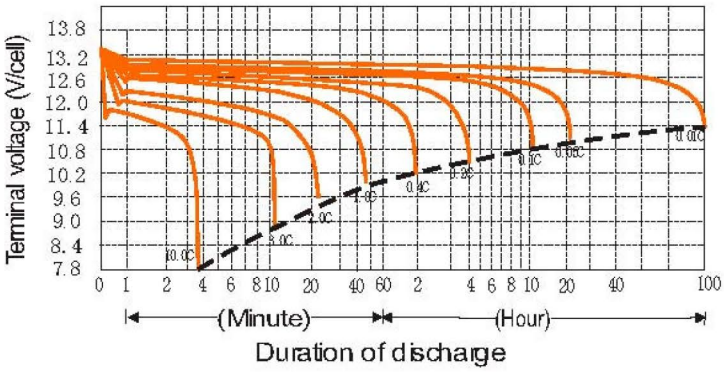

Temperature and float service life

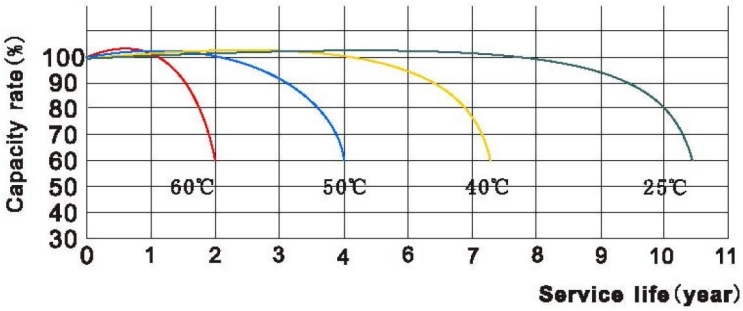

Temperature and discharge capacity

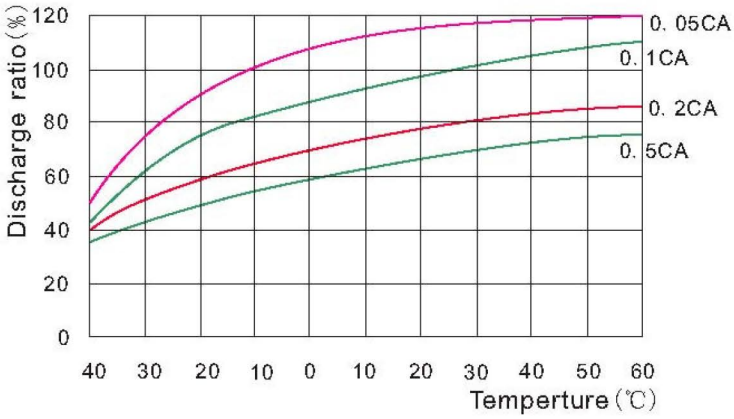

Cycle life curve graph (20℃)

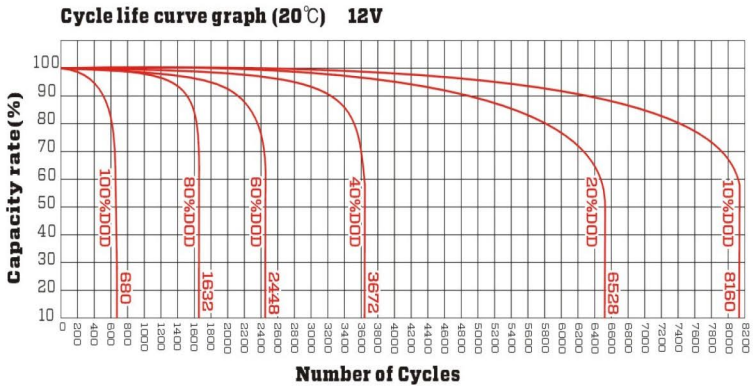

Float service life curve graph

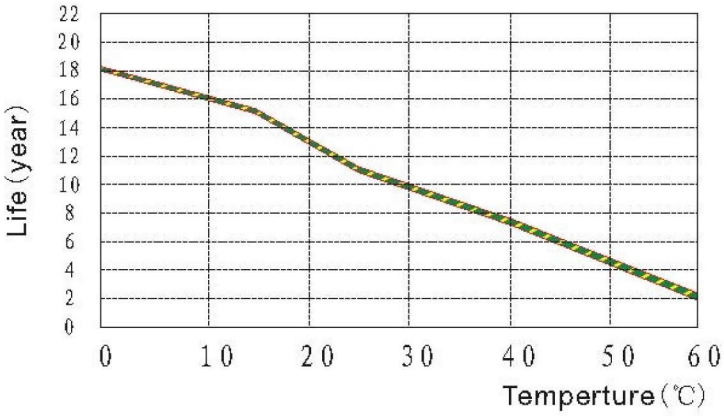

Cycle life curve graph (25℃)

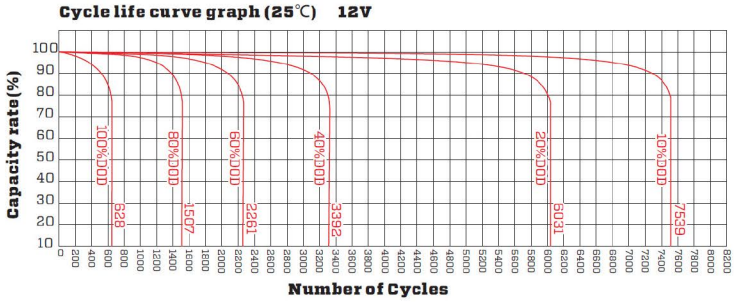

Cycle life curve graph (40℃)

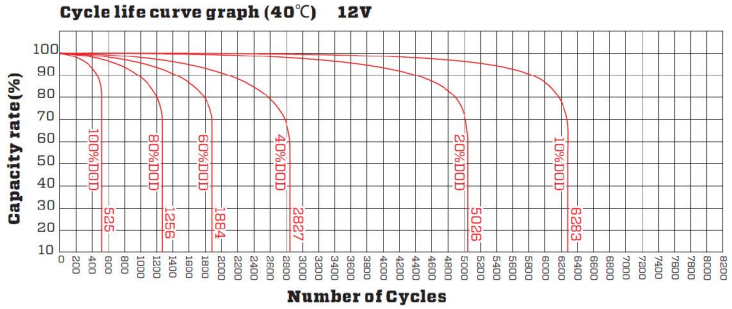

ISO 9001 ISO 14001 Pb Pb